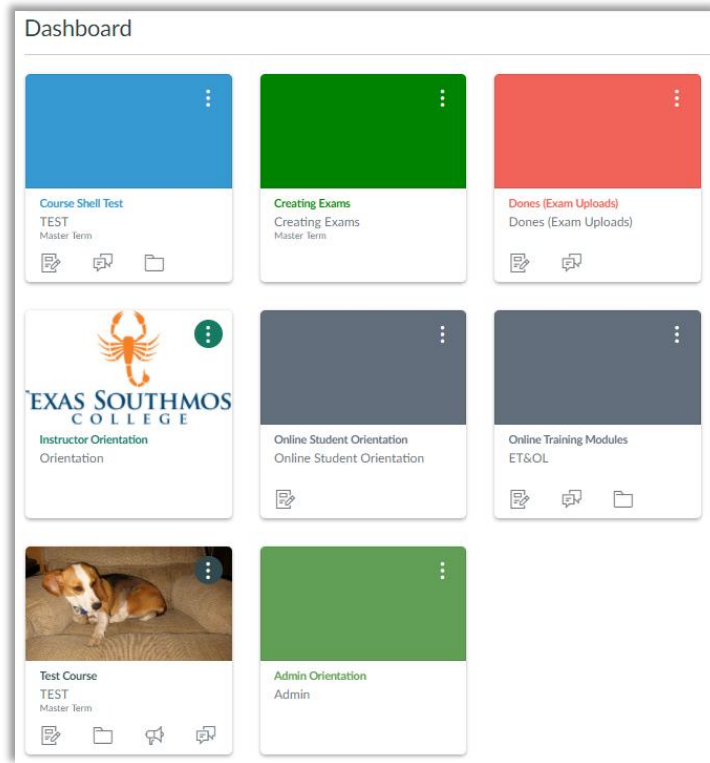
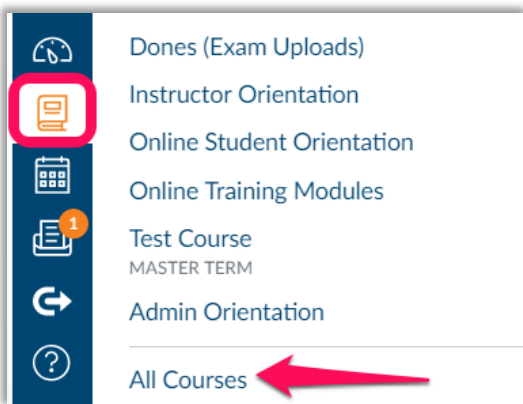


Hiding Course in Canvas Dashboard

You can hide or make courses available in your Dashboard using the Courses menu. This is useful for hiding master courses and future enrollments. You will still be able to access the courses via the Courses tab.



1. Click the Courses tab in the global navigation menu, then click **All Courses**.

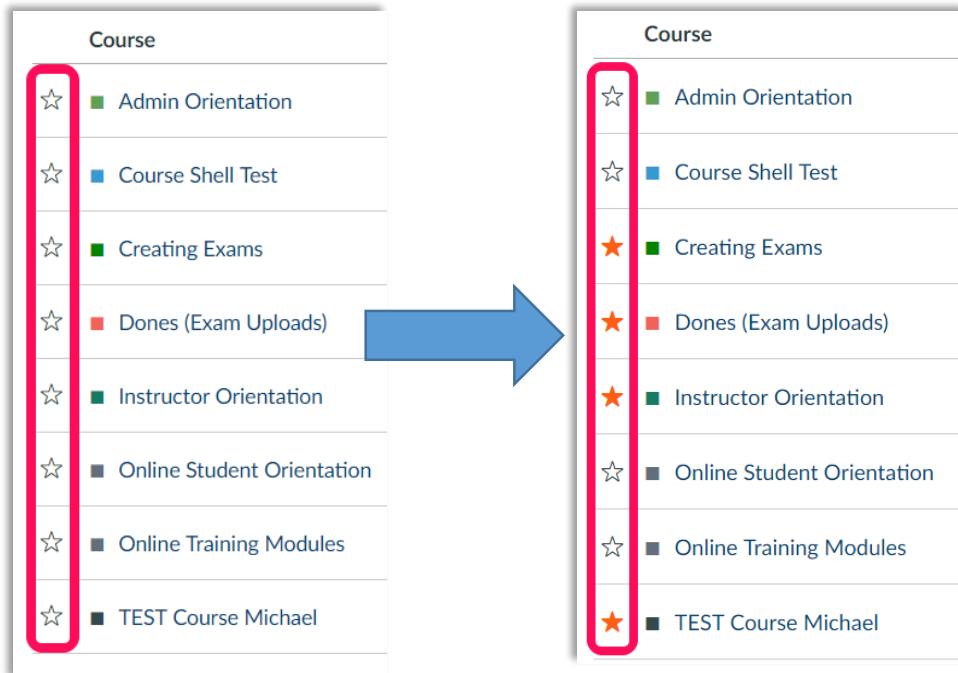


A new page will load.

- Using the star icons, select your “favorite” courses. These courses will be shown in your Dashboard. These changes are saved automatically.

☆ Will not show in your Dashboard.

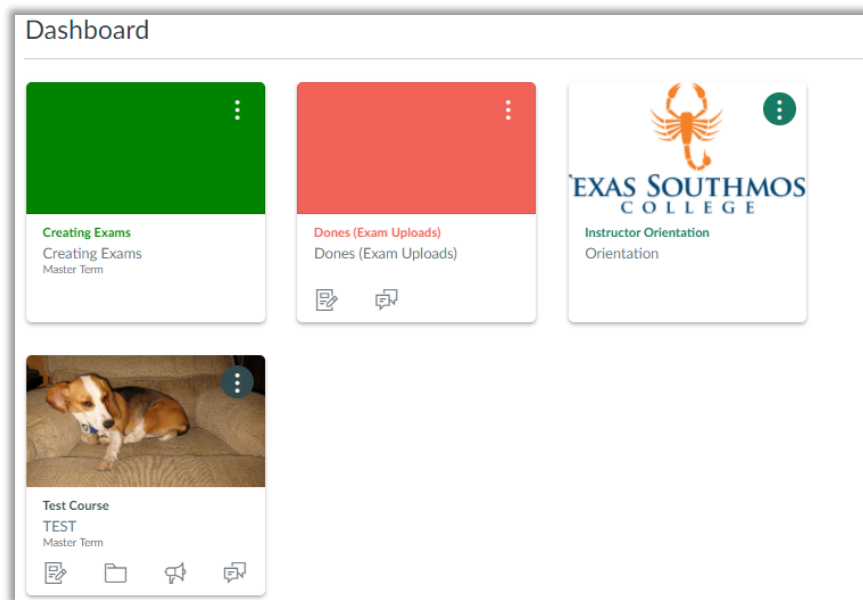
★ Will show in your Dashboard.



Course	
☆	Admin Orientation
☆	Course Shell Test
☆	Creating Exams
☆	Dones (Exam Uploads)
☆	Instructor Orientation
☆	Online Student Orientation
☆	Online Training Modules
☆	TEST Course Michael

Course	
☆	Admin Orientation
☆	Course Shell Test
★	Creating Exams
★	Dones (Exam Uploads)
★	Instructor Orientation
☆	Online Student Orientation
☆	Online Training Modules
★	TEST Course Michael

- Return to the Dashboard to view your changes.



Dashboard

- Creating Exams** (Favorite)
 - Creating Exams
 - Master Term
- Dones (Exam Uploads)** (Favorite)
 - Dones (Exam Uploads)
- Instructor Orientation** (Favorite)
 - Orientation
- Test Course**
 - TEST
 - Master Term